




# Top RH Field Results

If the South Yorkshire fixtures have proved disappointing so far, this is certainly not the case on the bigger screen.

The senior fixtures have brought a top-rate result which is due in considerable part to team support and versatility. Nowhere is it more obvious than in the performances of our field athletes— seen here are Stacey Lebond in the senior hammer and Charlotte Vaughan (long-jump). Further pictures inside. Charlotte has been setting pbs, as have both Stacey and Claire Lebond whilst stepping up an age category to bring home the points for their team.



The 9th June Schools meeting also saw some very good performances, which we will have to report in detail later. Natasha Hatswell won her 1500m event, Stacey and Claire both won theirs with new pbs and Olivia Neal got a pb 4.75 in the long jump.

**SYCAA Track and Field League 2007**  
*Match 1 Herringthorpe 19th May*

## South YORKS Results not so Hot!

*Steve Gaines reports:* This was the first meeting for this season, and included the new format, whereby each athlete competes on a multi event basis. The weather was sunny and warm, with a good turn out, but the number of Rotherham athletes taking part was very disappointing.

The table below shows the number of entries received from each club, and shows how few of our club members have bought numbers for the series. Only 15 (Less than 10%) of our eligible club members have bought numbers! There were even less competitors in this first event. Only 4 girls competed, and there were no U13's!

I am not sure quite why that is, and would be very interested to find out why?? I hope there will be lots more at the next match, at Doncaster on the 5th June

*The situation was even worse in the senior meeting where RHAC managed exactly SIX entrants in total. Ed*

| Club        | Entries | RHAC | entries | Category | Entrants | Members |
|-------------|---------|------|---------|----------|----------|---------|
| Barnsley    | 41      |      |         |          |          |         |
| CoSheffield | 31      | U11g | 2       |          | 21       |         |
| Doncaster   | 66      | U11b | 5       |          | 20       |         |
| Hallamshire | 13      | U13g | 0       |          | 30       |         |
| Penistone   | 7       | U13b | 3       |          | 21       |         |
| RVS         | 14      | U15g | 5       |          | 40       |         |
| Wombwell    | 14      | U15b | 0       |          | 22       |         |
| RHAC        | 15      |      |         |          |          |         |

Jordan Small is in 6th place, Bradley Nelson 8th place, and Ben Twibel 10th in the U11 event, after the first match.

Dominic Bird is 9th & Richard Fells 10th in the U10 event. In the U13 event, Tom Gibbons is 7th, Quinn Simms 8th and David Fells 18th. Well done to you all

I hate to be critical, but...With notable exceptions, RHAC runners have been conspicuously absent from the South Yorkshire Road League, the South Yorkshire Track & Field League, and to some extent the South Yorkshire Cross-country League.

Members old and new are invited to turn out for

**YOUR OWN EVENT**

organised for you

**ON YOUR OWN DOORSTEP**

This is a **CLUB NIGHT**

See course map p.2

## ULLEY RES

Pete Ruddleston memorial race

### Whiston Cricket Club Weds 20th June

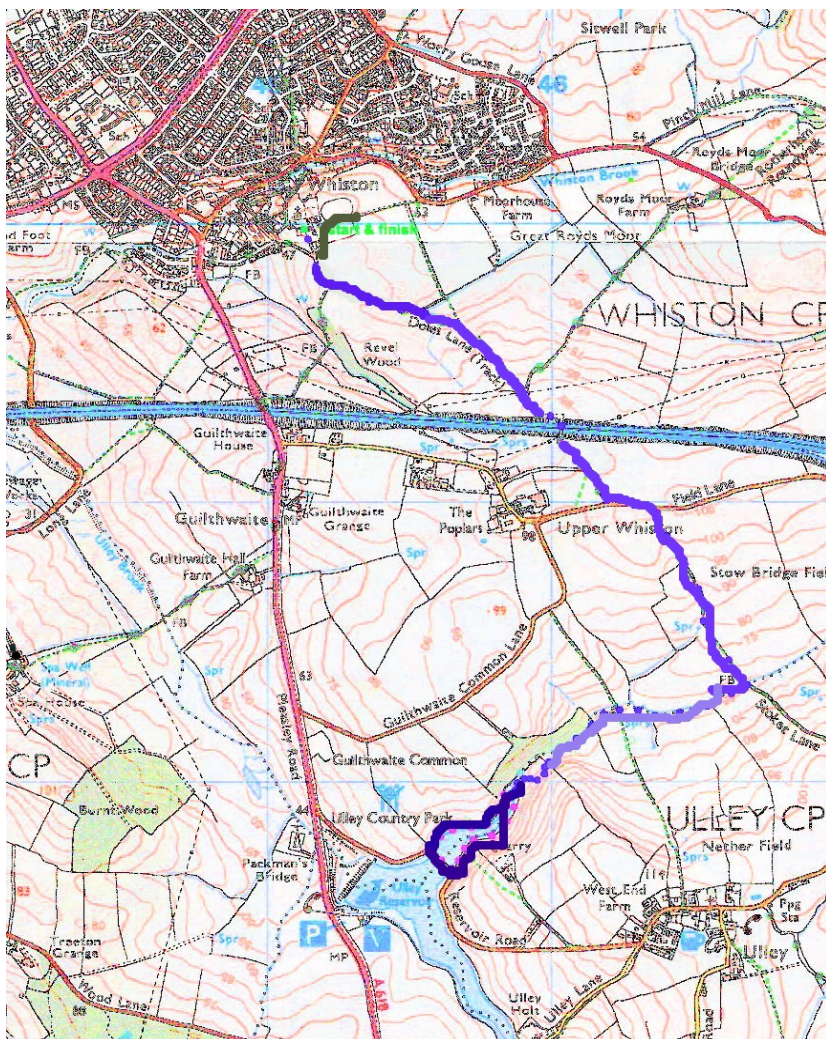
**7.15pm off**

**5 miles trail**

**£3 (min age 15yrs)**

**Make it a big night, this is your event. Prizes in categories. Race it, use it for training or for recreation. But take part (marshals are still welcome as it will free others who would like to run)**

ULLEY RES 20/6/07 : the route: Whiston Cricket Ground– bridle paths towards Ulley– right turn on discretionary path– round the reservoir, and back. Marshalled. Scenic.



Secretary's Update

Steve Gaines

Subs update

The position keeps improving, 245 members have now paid their subs. However we have had 66 members join us in the last 3 months so that still means that many existing members have still to pay. Thanks to those that have paid, I will be contacting all those who have not.

I have received an update from England Athletics, saying that the membership cards will not be issued until September, due to some system delays.

New Members

Welcome to the following new members, whose applications were accepted at the June committee meeting.  
 Thomas Small (16) Track & Field, Sam Thorpe (17) Track & Field, Luke Mangham (11) Debra Mason (39) Track & field, road and XC, Dominic Bird (8) general, Nicki Emson (11) Track & Field, Kane Humphrey (15) Track & Field, Daisy Humphrey (11) Track & Field, Jarrod Beedle (9) Track & Field , XC, Aaron Morris (15) Track & Field, Emily Miles (9) Track & Field, George Tonks (9) Track & Field, Bradley Ellis (9) Track & Field, Victoria (Tori) Wheatman (18) 2nd claim member for Track & Field (1st Claim Scarborough), Isabella Knowles (11) Track & Field XC, David Wildman (58) and Ruth Wildman (39) Road, Grace Tomlinson (9) and Michael Tomlinson (11) both Track & Field , Emily Hutchinson (10) Track & Field, road & XC, Laura Smith (10) general, Emily Harrison (10) general, Jordan Morris (14) Track & Field, Joe Cousins (11) Track & Field, Dominica Mars(9) Track & Field, Jasmine Leach (8) Track & Field, Megan Leach (18) general.

**Bon Voyage & Good luck to Nicole and Danielle Blank.** They leave for a new life down under - they move to Perth in Western Australia in the near future.

**Do You want to thank your coach or another club volunteer??** England Athletics are asking for clubs and members to nominate coaches, officials and volunteers for a chance to win one of the UK awards 2007.

If you think that someone in the club deserves a nomination, send me some details of who, and why you think they deserve the award. You can send via the contact button on the website or see me at the club.

**A note from Andrew Thorpe at Leisureways:** Asics Tech Days have proved in the past to be extremely helpful to both runners and ourselves, so we have scheduled a visit from Asics on Saturday 7th July between 10am and 3pm. See below

Fixtures: May, June, July

| June          |                                     |            |   |
|---------------|-------------------------------------|------------|---|
| Sat 16 Jun 07 | NoE Jun & Sen Champs Day 1          | open       | Wavertree, Liverpool                                  |
| Sat 16 Jun 07 | Inter County Schools Champs         | areas      | Cudworth Start 12:00 noon                             |
| Sun 17 Jun 07 | NoE Jun & Sen Champs Day 2          | open       | Wavertree, Liverpool                                  |
| Sun 17 Jun 07 | SY T&F League                       | club teams | 1.00pm Cudworth U11,U13,U15                           |
| Wed 20 Jun 07 | Ulley Res (5m)                      | open       | Whiston CC off at 7 E3                                |
| Sat 23 Jun 07 | ESAA Combined Events Champs         | areas      | Regional Round Leeds South 10:00am                    |
| Sat 23 Jun 07 | U23 & U20 EA champs                 | open       | Bedford. Inc. Euro trials. c/d 25th May               |
| Sun 24 Jun 07 | NYAL R4                             | clubs      | Manchester Sport City                                 |
| Sun 24 Jun 07 | ESAA Combined Events Champs         | areas      | Regional Round Leeds South 10:00am                    |
| Sun 24 Jun 07 | Jane Tomlinson's Leeds 10K          | open       | www.runforall.com 9.00am start                        |
| Sun 24 Jun 07 | Horwich Carnival 5k closed          | open       | NoEAA and BMAF Champion ships.12:50pm.                |
| Sun 24 Jun 07 | U23 & U20 EA champs                 | open       | Bedford. Inc. Euro trials. c/d 25th May               |
| Tue 26 Jun 07 | SY T&F League                       | club teams | 7.00pm Cudworth U17, Jun, Sen.                        |
| Sat 30 Jun 07 | SY T&F League                       | club teams | 1.00pm Woodbourn Rd U11,U13,U15                       |
| July          |                                     |            |   |
| Sun 01 Jul 07 | NJL Humber Div                      | clubs      | Match 3 Hull, Costello                                |
| Sun 01 Jul    | Mansfield Half                      | open       | Berry Hill E10  |
| Sat 07 Jul 07 | BAL Round 3                         | clubs      | Various venues  |
| Sat 07 Jul 07 | Derwent River relays, Belper 2:30pm | open       | 4 x 3 mile legs, prizes for mens ladies & mixed teams |
| Sat 07 Jul 07 | Tickhill Gala Run                   | open       | 3:00pm start, 3.5 miles.C/D 29th June £3              |
| Sun 08 Jul 07 | North Men/Women Div 2EC             | clubs      | Match 3 Lincoln                                       |
| Tue 10 Jul 07 | SY T&F League                       | club teams | 7.00pm Woodbourn Rd U17, Jun, Sen.                    |
| Wed 18 Jul 07 | Doncaster Town Centre 5K            | open       | Doncaster Vets 7.30. open 8.00                        |
| Sat 21 Jul 07 | SY T&F League                       | club teams | 1.00pm Doncaster U11,U13,U15                          |
| Sun 22 Jul 07 | UKA NYAL Round 5                    | clubs      | Northern Premier @Witton Park                         |
| Sun 22 Jul 07 | NYAL Round 5                        | clubs      | Macclesfield  |
| Thu 26 Jul 07 | SY T&F League                       | SY clubs   | 7.00pm Rotherham U17, Jnr, Sen                        |
| Sun 29 Jul 07 | NJL Humber Div                      | clubs      | Match 4 Scunthorpe                                    |

the REAL sports store 10am - 3pm

**Asics Running Shoe Trial Day**

**Saturday 7th July**

Expert help and advice all in approx 20 mins

You are welcome to call on the day

To guarantee your place at this event for a gait assessment, towards buying your next pair of shoes, please book online at [www.techfours.co.uk](http://www.techfours.co.uk) or call instore.

Formerly Leisureways  
 Next to the Happy Motorist  
 Masbrough Street  
 Rotherham  
 01202 834149

the REAL sports store



Photos: from right top to bottom: Rhian Hasteley takes the lead in the 800m;

Charlotte Watt hands over to Charlotte Vaughan in the 4 x 100m relay;

Jenny Blizzard pictured winning the 800m

Left: Claire Lebond in the hammer event.

Div 2EC NoE track & field match 2 *Boston; 2nd June 2007*

# Seniors March On

The second match of this season took place in soaring temperatures and clear skies. Perfect for spectating and sunbathing, but too hot for the middle distance runners. Following our surprise win in the first match, we were expecting Boston, as the home side to field a stronger team in the second. They did and emerged winners. Lincoln were second, and we were third.

|              |       |
|--------------|-------|
| Boston       | 453   |
| Lincoln      | 425   |
| RHAC         | 408   |
| Barnsley     | 386.5 |
| Doncaster    | 366.5 |
| Chesterfield | 238   |
| Newark       | 225.5 |

This still leaves us in joint first place after two matches. We need to turn out the strength we have, in the last two matches to win the league and make the play-offs for a chance of promotion. We did have some events not covered again, and we need to work on plugging the gaps. The athletes again performed well.


As at the 9th June, there are still no results on the NoE website.

Jenny Blizzard made a welcome return to the team, following her calf injury which has caused her to miss several weeks training. Thankfully it seems to be cured, since Jenny won both her events the 800 & 1500. Stacey Holmes won the B 800 event. Not to be outdone the men's 800m runners also won both events - Rhian Hasteley the A and David Scholey the B event. David was resting the hamstring injury he has sustained, and was hoping to run further events on the day ,but was unable to do so due to soreness.

Other event winners were:- Joe Gavelle 5000m A race, Chris Wright 110m Hurdles 16.7, Liam O'Malley B Long Jump 5.82m, Claire Lebond A Hammer 33.07m and B discus 25.41m, Lizzie Maher A Discus 33.74m & A Shot 10.65. Lizzie also gained valuable points in the Triple Jump and Long jump. Sam Thorpe B 100m 11.9s. Congratulations to you all. Also congratulations to Charlotte Vaughan, who lowered her 400m pb to 61.5secs

Congratulations to new member Sam Thorpe. Sam , aged 17 has only just joined the club, and showed what potential and talent he has by winning the B 100m race in 11.9 s.

This photo of the start of the men's 5000m is included, since for the first time that I can remember a false start was declared. The culprit was Joe Gavelle (in the inside lane). Joe made amends by running a courageous race in the heat to win by a narrow margin.



SY League

# Local Effort Not Strong

An elite little band saved RH blushes in the second league meeting (senior) after a very low-average turn-out in the first. Thanks and congratulations to all our representatives.

This year for the first time we have instant results from SY. Sadly, it doesn't make comfortable reading. As in other areas (road) RH national efforts are damaging our reputation at home.

| Athl/event        | perf                         | ind pts | team pts  |
|-------------------|------------------------------|---------|-----------|
| <b>G8-11</b>      | <b>80m</b>                   |         | <b>17</b> |
| Molly Arif        | RHAC 13.3                    | 50      | 8.5       |
| <b>G8-11</b>      | <b>long jump</b>             |         | <b>31</b> |
| Molly Arif        | RHAC 2.98                    | 37      | 4         |
| <b>G8-11</b>      | <b>cricket/rounders ball</b> |         | <b>27</b> |
| Molly Arif        | RHAC 13.47                   | 23      | 0         |
| <b>B8-11</b>      | <b>80m</b>                   |         | <b>20</b> |
| Bradley Nelson    | RHAC 12.6                    | 51      | 10        |
| Jordan Small      | RHAC 12.8                    | 49      | 7         |
| Dominic Bird      | RHAC 13.8                    | 35      | 1.5       |
| <b>B8-11</b>      | <b>600m</b>                  |         | <b>14</b> |
| Richard Fells     | RHAC 02:07.6                 | 58      | 8         |
| Ben Twibel        | RHAC 02:12.2                 | 54      | 4         |
| <b>B8-11</b>      | <b>long jump</b>             |         | <b>34</b> |
| Jordan Small      | RHAC 3.82                    | 40      | 12        |
| Ben Twibel        | RHAC 3.17                    | 24      | 3         |
| Bradley Nelson    | RHAC 2.9                     | 19      | 0         |
| Dominic Bird      | RHAC 2.79                    | 16      | 0         |
| Richard Fells     | RHAC 2.58                    | 12      | 0         |
| <b>B8-11</b>      | <b>cricket/rounders ball</b> |         | <b>32</b> |
| Bradley Nelson    | RHAC 34.56                   | 64      | 9         |
| Jordan Small      | RHAC 31.71                   | 55      | 5         |
| Ben Twibel        | RHAC 21.41                   | 29      | 0         |
| Dominic Bird      | RHAC 18.67                   | 24      | 0         |
| <b>G11-13</b>     | <b>800m</b>                  |         | <b>21</b> |
| <b>G11-13</b>     | <b>100m</b>                  |         | <b>12</b> |
| <b>G11-13</b>     | <b>long jump</b>             |         | <b>27</b> |
| <b>G11-13</b>     | <b>high jump</b>             |         | <b>3</b>  |
| <b>G11-13</b>     | <b>discus</b>                |         | <b>5</b>  |
| <b>G11-13</b>     | <b>javelin</b>               |         | <b>26</b> |
| <b>B11-13</b>     | <b>800m</b>                  |         | <b>10</b> |
| David Fells       | RHAC 02:52.4                 | 51      | 8         |
| Thomas Gibbon     | RHAC 02:53.6                 | 50      | 7         |
| <b>B11-13</b>     | <b>100m</b>                  |         | <b>14</b> |
| Quinn Simms       | RHAC 13.8                    | 56      | 11        |
| <b>B11-13</b>     | <b>long jump</b>             |         | <b>19</b> |
| David Fells       | RHAC 3.49                    | 30      | 5         |
| Thomas Gibbon     | RHAC 3.13                    | 23      | 0         |
| <b>B11-13</b>     | <b>high jump</b>             |         | <b>4</b>  |
| Quinn Simms       | RHAC 1.2                     | 29      | 10        |
| <b>B11-13</b>     | <b>discus</b>                |         | <b>5</b>  |
| Quinn Simms       | RHAC 15.75                   | 34      | 12        |
| <b>B11-13</b>     | <b>javelin</b>               |         | <b>17</b> |
| Thomas Gibbon     | RHAC 23.26                   | 48      | 11        |
| <b>G13-15</b>     | <b>75H</b>                   |         | <b>3</b>  |
| <b>G13-15</b>     | <b>100m heats</b>            |         | <b>13</b> |
| Melissa Hellewell | RHAC 14.2                    | 65      | 0         |
| Olivia Neal       | RHAC 14.7                    | 62      | 5         |
| Natasha Hatswell  | RHAC 14.9                    | 61      | 3         |
| <b>G13-15</b>     | <b>800m</b>                  |         | <b>7</b>  |

|                   |                    |    |           |
|-------------------|--------------------|----|-----------|
| <b>G13-15</b>     | <b>100m final</b>  |    | <b>7</b>  |
| Melissa Hellewell | RHAC 14.4          | 64 | 9         |
| <b>G13-15</b>     | <b>long jump</b>   |    | <b>14</b> |
| Olivia Neal       | RHAC 4.39          | 68 | 12        |
| Natasha Hatswell  | RHAC 3.29          | 44 | 2         |
| Melissa Hellewell | RHAC 3.04          | 39 | 0         |
| <b>G13-15</b>     | <b>high jump</b>   |    | <b>8</b>  |
| <b>G13-15</b>     | <b>discus</b>      |    | <b>8</b>  |
| Georgina Arif     | RHAC 18.89         | 61 | 10        |
| Natasha Hatswell  | RHAC 11.83         | 26 | 6         |
| Melissa Hellewell | RHAC 9.12          | 17 | 5         |
| <b>G13-15</b>     | <b>javelin</b>     |    | <b>11</b> |
| Georgina Arif     | RHAC 17.14         | 57 | 9         |
| Olivia Neal       | RHAC 15.92         | 54 | 8         |
| <b>B13-15</b>     | <b>100m heats</b>  |    | <b>10</b> |
| <b>B13-15</b>     | <b>800m</b>        |    | <b>8</b>  |
| <b>B13-15</b>     | <b>100m final</b>  |    | <b>8</b>  |
| <b>B13-15</b>     | <b>long jump</b>   |    | <b>8</b>  |
| <b>B13-15</b>     | <b>discus</b>      |    | <b>1</b>  |
| <b>B13-15</b>     | <b>javelin</b>     |    | <b>6</b>  |
| <b>SENIORS</b>    |                    |    |           |
| <b>U17W</b>       | <b>long jump</b>   |    | <b>6</b>  |
| <b>U17W</b>       | <b>high jump</b>   |    | <b>4</b>  |
| <b>U17W</b>       | <b>triple jump</b> |    | <b>5</b>  |
| <b>U17W</b>       | <b>3000m</b>       |    | <b>8</b>  |
| Jemma Creaghan    | RHAC 45.3          | 79 | 12        |
| Rebecca Middleton | RHAC 47.8          | 69 | 10        |
| <b>U17W</b>       | <b>100m HCP</b>    |    | <b>9</b>  |
| <b>U17W</b>       | <b>200m</b>        |    | <b>9</b>  |
| Rebecca Middleton | RHAC 29.5          | 71 | 11        |
| <b>U17M</b>       | <b>long jump</b>   |    | <b>4</b>  |
| <b>U17M</b>       | <b>high jump</b>   |    | <b>2</b>  |
| <b>U17M</b>       | <b>400m</b>        |    | <b>1</b>  |
| <b>U17M</b>       | <b>triple jump</b> |    | <b>2</b>  |
| David Coupe       | RHAC 9.6           | 39 | 11        |
| <b>U17M</b>       | <b>100m HCP</b>    |    | <b>7</b>  |
| <b>U17M</b>       | <b>200m</b>        |    | <b>6</b>  |
| <b>JSW</b>        | <b>long jump</b>   |    | <b>4</b>  |
| <b>JSW</b>        | <b>high jump</b>   |    | <b>2</b>  |
| <b>JSW</b>        | <b>400m</b>        |    | <b>4</b>  |
| Charlotte Vaughan | RHAC 62.4          | 82 | 12        |
| <b>JSW</b>        | <b>triple jump</b> |    | <b>2</b>  |
| <b>JSW</b>        | <b>100m HCP</b>    |    | <b>5</b>  |
| Charlotte Watt    | RHAC 13.4          | 81 | 9         |
| <b>JSW</b>        | <b>200m</b>        |    | <b>5</b>  |
| Charlotte Watt    | RHAC 30.5          | 65 | 10        |
| <b>JSM</b>        | <b>long jump</b>   |    | <b>9</b>  |
| <b>JSM</b>        | <b>high jump</b>   |    | <b>7</b>  |
| <b>JSM</b>        | <b>400m</b>        |    | <b>11</b> |
| <b>JSM</b>        | <b>triple jump</b> |    | <b>7</b>  |
| <b>JSM</b>        | <b>100m HCP</b>    |    | <b>11</b> |
| <b>JSM</b>        | <b>200m</b>        |    | <b>9</b>  |
| <b>VW</b>         | <b>long jump</b>   |    | <b>11</b> |
| <b>VW</b>         | <b>high jump</b>   |    | <b>5</b>  |
| <b>VW</b>         | <b>400m</b>        |    | <b>9</b>  |
| <b>VW</b>         | <b>triple jump</b> |    | <b>5</b>  |
| <b>VW</b>         | <b>100m HCP</b>    |    | <b>9</b>  |
| <b>VW</b>         | <b>200m</b>        |    | <b>8</b>  |
| <b>VM</b>         | <b>long jump</b>   |    | <b>9</b>  |
| <b>VM</b>         | <b>high jump</b>   |    | <b>3</b>  |
| <b>VM</b>         | <b>400m</b>        |    | <b>11</b> |
| Kevin Thomas      | RHAC 64.5          | 27 | 8         |
| <b>VM</b>         | <b>triple jump</b> |    | <b>4</b>  |
| <b>VM</b>         | <b>100m HCP</b>    |    | <b>13</b> |
| Kevin Thomas      | RHAC 13.3          | 31 | 5         |
| <b>VM</b>         | <b>200m</b>        |    | <b>11</b> |
| Kevin Thomas      | RHAC 30.7          | 14 | 8         |



Greg Markham launches the javelin in the N Men & Women's match in Boston

### Junior meeting

|                                    |            |
|------------------------------------|------------|
| Doncaster AC                       | 667        |
| City of Sheffield AC               | 556        |
| Barnsley AC                        | 239        |
| <b>Rotherham Harriers &amp; AC</b> | <b>205</b> |
| Wombwell SAC                       | 156.5      |
| Hallamshire H Sheffield            | 146        |
| Rother Valley Swallows             | 104.5      |
| Penistone FR & AC                  | 54         |
| Dearnside High AC                  | 0          |

### JSV-Women

|                                    |           |
|------------------------------------|-----------|
| Doncaster AC                       | 74.5      |
| Wombwell SAC                       | 62        |
| Barnsley AC                        | 54.5      |
| <b>Rotherham Harriers &amp; AC</b> | <b>31</b> |
| Rother Valley Swallows             | 8         |
| City of Sheffield AC               | 0         |
| Dearnside High AC                  | 0         |
| Hallamshire H Sheffield            | 0         |
| Penistone FR & AC                  | 0         |

### Girls 8-15

|                                    |             |
|------------------------------------|-------------|
| Doncaster AC                       | 359.5       |
| City of Sheffield AC               | 235         |
| Barnsley AC                        | 191         |
| Hallamshire H Sheffield            | 103         |
| Rother Valley Swallows             | 90.5        |
| <b>Rotherham Harriers &amp; AC</b> | <b>81.5</b> |
| Wombwell SAC                       | 70.5        |
| Dearnside High AC                  | 0           |
| Hallamshire H Sheffield            | 0           |
| Penistone FR & AC                  | 0           |

### JSV-Men

|                                    |          |
|------------------------------------|----------|
| Doncaster AC                       | 164      |
| Barnsley AC                        | 75.5     |
| City of Sheffield AC               | 63       |
| Rother Valley Swallows             | 31.5     |
| Wombwell SAC                       | 27       |
| Dearnside High AC                  | 0        |
| Hallamshire H Sheffield            | 0        |
| Penistone FR & AC                  | 0        |
| <b>Rotherham Harriers &amp; AC</b> | <b>0</b> |

### Boys 8-15

|                                    |              |
|------------------------------------|--------------|
| City of Sheffield AC               |              |
| Doncaster AC                       | 307.5        |
| <b>Rotherham Harriers &amp; AC</b> | <b>123.5</b> |
| Wombwell SAC                       | 86           |
| Penistone FR & AC                  | 54           |
| Barnsley AC                        | 48           |
| Hallamshire H Sheffield            | 43           |
| Rother Valley Swallows             | 14           |
| Dearnside High AC                  | 0            |

### U17 Women

|                                    |           |
|------------------------------------|-----------|
| Doncaster AC                       | 137.5     |
| Barnsley AC                        | 89        |
| Rother Valley Swallows             | 51.5      |
| <b>Rotherham Harriers &amp; AC</b> | <b>33</b> |
| City of Sheffield AC               | 0         |
| Dearnside High AC                  | 0         |
| Hallamshire H Sheffield            | 0         |
| Penistone FR & AC                  | 0         |
| Wombwell SAC                       | 0         |

### Senior meeting

|                                    |           |
|------------------------------------|-----------|
| Doncaster AC                       | 817       |
| Barnsley AC                        | 414       |
| Rother Valley Swallows             | 252       |
| City of Sheffield AC               | 102       |
| Wombwell SAC                       | 10        |
| <b>Rotherham Harriers &amp; AC</b> | <b>96</b> |
| Hallamshire H Sheffield            | 24        |
| Dearnside High AC                  | 0         |
| Penistone FR & AC                  | 0         |

### U17 Men

|                                    |           |
|------------------------------------|-----------|
| Doncaster AC                       | 86        |
| Barnsley AC                        | 57        |
| Hallamshire H Sheffield            | 24        |
| <b>Rotherham Harriers &amp; AC</b> | <b>11</b> |
| City of Sheffield AC               | 0         |
| Dearnside High AC                  | 0         |
| Penistone FR & AC                  | 0         |
| Rother Valley Swallows             | 0         |
| Wombwell SAC                       | 0         |

# Track & Field

Competition: NJL Northern Humber Div Round:2  
Venue: Rotherham, Herringthorpe, Sun 27 May 2007

## Juniors Step Up the Pace

After a tie for second place in the first fixture, RH junior athletes came a very close second in the 2nd fixture, with Stacey Lebond taking athlete of the match as Kelly Pagdin had done in the first fixture.



Jenny Cuthbertson in the senior pole-vault, Northern M&W League Boston

|                   |          |                    |          |
|-------------------|----------|--------------------|----------|
| M 100m A          |          | M 100m B           |          |
| 1 Peter Herbert   | SCU 11.2 | 1 Ben Mitchell     | WKF 11.5 |
| 2 Ricardo Francis | WKF 11.4 | 2 Dave Wolsteholme | KUH 12.0 |
| 3 Rob Clark       | KUH 11.6 | 3 Daniel Emson     | RTM 12.5 |
| 4 Jack Jacklin    | CLE 12.1 | 4 Guy Wiseman      | CLE 13.0 |
| 5 Liam O'Malley   | RTM 12.4 |                    |          |

|                   |          |                    |          |
|-------------------|----------|--------------------|----------|
| M 200m A          |          | M 200m B           |          |
| 1 Ricardo Francis | WKF 23.0 | 1 Chris Bloomfield | KUH 23.7 |
| 2 Peter Herbert   | SCU 23.1 | 2 James Mitchell   | WKF 24.4 |
| 3 Rob Clark       | KUH 23.2 | 3 Matt Milson      | RTM 26.5 |
| 4 Jamie Bennet    | RTM 25.3 |                    |          |
| 5 Guy Wiseman     | CLE 27.3 |                    |          |

|                 |          |                    |          |
|-----------------|----------|--------------------|----------|
| M 400m A        |          | M 400m B           |          |
| 1 Tom Butler    | KUH 53.3 | 1 Chris Bloomfield | KUH 54.6 |
| 2 Lewis Tatt    | WKF 54.4 | 2 Daniel Emson     | RTM 55.5 |
| 3 Jamie Bennet  | RTM 55.2 | 3 Simon Downie     | SCU 56.5 |
| 4 Daniel Hughes | SCU 55.7 | 4 Liam Clapham     | CLE 59.8 |
| 5 Ben Frary     | CLE 63.1 |                    |          |

|                  |            |                  |            |
|------------------|------------|------------------|------------|
| M 800m A         |            | M 800m B         |            |
| 1 Jack Cutsforth | KUH 2.02.6 | 1 Matt Pye       | KUH 2.06.0 |
| 2 Nasir Hussain  | RTM 2.06.5 | 2 Tom Hammerton  | CLE 2.23.3 |
| 3 Matthew Duncan | CLE 2.06.9 | 3 Arlen Williams | SCU 2.25.7 |
| 4 Ben Abbey      | GMS 2.16.6 |                  |            |
| 5 Karl McDowagh  | SCU 2.25.7 |                  |            |

|                  |            |                  |            |
|------------------|------------|------------------|------------|
| M 1500m A        |            | M 1500m B        |            |
| 1 Jack Cutsforth | KUH 4.21.9 | 1 Matthew Duncan | CLE 4.41.9 |
| 2 Joe Wellbourne | CLE 4.25.3 | 2 Matt Milson    | RTM 4.54.1 |
| 3 David Booth    | RTM 4.40.2 |                  |            |

|                 |             |                 |             |
|-----------------|-------------|-----------------|-------------|
| M 3000m A       |             | M 3000m B       |             |
| 1 Nasir Hussain | RTM 9.23.4  | 1 David Booth   | RTM 10.40.0 |
| 2 Liam Clapham  | CLE 9.24.5  | 2 Tom Hammerton | CLE 10.49.3 |
| 3 Matt Pye      | KUH 9.49.6  |                 |             |
| 4 Ben Abbey     | GMS 10.23.8 |                 |             |
| 5 Tom Coney     | WKF 10.41.0 |                 |             |

|                  |          |                   |          |
|------------------|----------|-------------------|----------|
| M 110mH A        |          | M 110mH B         |          |
| 1 James Mitchell | WKF 16.7 | 1 John Paul Dales | WKF 16.8 |

|                 |          |                 |          |
|-----------------|----------|-----------------|----------|
| M 400mH A       |          | M 400mH B       |          |
| 1 Daniel Hughes | SCU 60.4 | 1 Peter Herbert | SCU 70.8 |
| 2 Ben Frary     | CLE 69.0 | 2 Liam Clapham  | CLE 71.5 |
| 3 Liam Thompson | RTM 82.0 | 3 David Coupe   | RTM 85.2 |

|                |            |                 |            |
|----------------|------------|-----------------|------------|
| M 2000m SC A   |            | M 2000m SC B    |            |
| 1 Liam Clapham | CLE 7.36   | 1 Tom Hammerton | CLE 8.38.6 |
| 2 Tom Coney    | WKF 8.19.4 |                 |            |

|                   |           |                  |           |
|-------------------|-----------|------------------|-----------|
| M Discus Throw A  |           | M Discus Throw B |           |
| 1 James Bedford   | KUH 38.16 | 1 Pete Smith     | KUH 26.64 |
| 2 Chiedu Ufodiana | WKF 34.29 | 2 Mathew Twidale | WKF 21.25 |
| 3 Reece Precious  | CLE 25.32 | 3 Peter Herbert  | SCU 19.40 |
| 4 Martin Boner    | RTM 25.15 | 4 Kane Humphrey  | RTM 18.30 |

|                  |           |                  |           |
|------------------|-----------|------------------|-----------|
| M Hammer Throw A |           | M Hammer Throw B |           |
| 1 James Bedford  | KUH 68.71 | 1 Pete Smith     | KUH 63.07 |
| 2 Mathew Twidale | WKF 28.49 | 2 Chris Palmer   | WKF 19.93 |
| 3 Jonathan Shaw  | SCU 26.18 |                  |           |
| 4 David Coupe    | RTM 17.90 |                  |           |

|                  |          |                  |          |
|------------------|----------|------------------|----------|
| M High Jump A    |          | M High Jump B    |          |
| 1 James Mitchell | WKF 1.65 | 1 Jamie Bennet   | RTM 1.60 |
| 2 Daniel Emson   | RTM 1.65 | 2 Reece Precious | CLE 1.40 |
| 3 Joe Wellbourne | CLE 1.55 |                  |          |

|                   |           |                   |           |
|-------------------|-----------|-------------------|-----------|
| M Javelin Throw A |           | M Javelin Throw B |           |
| 1 Mathew Twidale  | WKF 36.26 | 1 Ben Frary       | CLE 28.50 |
| 2 Reece Precious  | CLE 31.63 | 2 Chris Palmer    | WKF 25.98 |
| 3 Jonathan Shaw   | SCU 31.10 | 3 Daniel Hughes   | SCU 25.77 |
| 4 Sean Rose       | KUH 26.69 |                   |           |
| 5 Kane Humphrey   | RTM 21.30 |                   |           |

|                    |          |                    |          |
|--------------------|----------|--------------------|----------|
| M Long Jump A      |          | M Long Jump B      |          |
| 1 Liam O'Malley    | RTM 6.01 | 1 Dave Wolsteholme | KUH 5.65 |
| 2 Chris Stephenson | KUH 5.76 |                    |          |
| 3 Arlen Williams   | SCU 4.22 |                    |          |
| 4 Guy Wiseman      | CLE 4.11 |                    |          |

|                 |           |               |           |
|-----------------|-----------|---------------|-----------|
| M Shot Putt A   |           | M Shot Putt B |           |
| 1 James Bedford | KUH 11.71 | 1 Pete Smith  | KUH 10.50 |

|                     |           |                  |          |                  |          |                    |          |
|---------------------|-----------|------------------|----------|------------------|----------|--------------------|----------|
| 2 Chiedu Ufodiana   | WKF 10.89 | 2 Mathew Twidale | WKF 9.49 | W Shot Putt A    |          | W Shot Putt B      |          |
| 3 Nathan Buckingham | RTM 8.64  | 3 Kane Humphrey  | RTM 8.26 | 1 Stacey Lebond  | RTM 9.79 | 1 Laura Barnes     | RTM 6.53 |
| 4 Jack Jacklin      | CLE 8.45  | 4 Simon Downie   | SCU 6.75 | 2 Anna Parkinson | KUH 9.20 | 2 Sarah Wood       | WKF 5.54 |
| 5 Jonathan Shaw     | SCU 7.32  | 5 Matthew Duncan | CLE 5.53 | 3 Laura Teasdale | WKF 8.95 | 3 Racheal Coupland | KUH 5.24 |

|                    |           |                 |          |                  |          |                 |          |
|--------------------|-----------|-----------------|----------|------------------|----------|-----------------|----------|
| M Triple Jump A    |           | M Triple Jump B |          | 4 Emma Gilbert   | SCU 8.10 |                 |          |
| 1 James Mitchell   | WKF 11.58 | 1 Ben Frary     | CLE 9.25 | 5 Lucy Hyde      | CLE 7.12 |                 |          |
| 2 Liam O'Malley    | RTM 11.44 | 2               | KUH 9.15 |                  |          | W Triple Jump A |          |
| 3 Joe Wellbourne   | CLE 10.19 |                 |          | 1 Laura Teasdale | WKF 9.60 | 1 Megan Holt    | KUH 7.70 |
| 4 Chris Stephenson | KUH 9.45  |                 |          | 2 Reiss Holmes   | KUH 8.76 |                 |          |

|                   |          |                     |          |                     |          |  |  |
|-------------------|----------|---------------------|----------|---------------------|----------|--|--|
| W 100m A          |          | W 100m B            |          | W 400m A            |          |  |  |
| 1 Megan Holt      | KUH 12.6 | 1 Reiss Holmes      | KUH 12.7 | 1 Rachel Fisk       | SCU 59.7 |  |  |
| 2 Reagan Wright   | WKF 13.0 | 2 Rachel Shaw       | WKF 13.1 | 2 Charlotte Vaughan | RTM 62.6 |  |  |
| 3 Hayley Strachan | CLE 13.2 | 3 Rebecca Middleton | RTM 13.6 | 3 Hayley Strachan   | CLE 65.9 |  |  |
| 4 Laura Kelsey    | SCU 14.0 | 4 Debbie Wisher     | CLE 15.4 | 4 Racheal Coupland  | KUH 70.9 |  |  |
| 5 Rebecca White   | RTM 14.4 |                     |          |                     |          |  |  |

|                     |          |                  |          |             |          |                    |                 |
|---------------------|----------|------------------|----------|-------------|----------|--------------------|-----------------|
| W 200m A            |          | W 200m B         |          | W 400mH A   |          |                    |                 |
| 1 Mikaela Harrison  | WKF 26.2 | 1 Reagan Wright  | WKF 26.6 | 1 Amy Scutt | KUH 74.5 |                    |                 |
| 2 Reiss Holmes      | KUH 26.6 | 2 Amy Scutt      | KUH 27.4 | 2 Lucy Hyde | CLE 74.7 |                    |                 |
| 3 Rachel Fisk       | SCU 27.3 | 3 Jemma Creaghan | RTM 28.4 |             |          | W 4x100m Relay     |                 |
| 4 Charlotte Vaughan | RTM 27.4 |                  |          | 1 WKF 53.2  |          | 1 Mikaela Harrison | 2 Rachel Shaw   |
| 5 Lucy Hyde         | CLE 27.9 |                  |          |             |          | 3 Sarah Wood       | 4 Reagan Wright |

|                   |            |                  |            |            |  |                     |                  |
|-------------------|------------|------------------|------------|------------|--|---------------------|------------------|
| W 800m A          |            | W 800m B         |            | 2 KUH 53.3 |  | 1 Reiss Holmes      | 2 Megan Holt     |
| 1 Katie McHale    | WKF 2.19.0 | 1 Jemma Creaghan | RTM 2.37.2 | 3 RTM 56.1 |  | 3 Sonia Santos      | 4 Amy Scutt      |
| 2 Rachel Robinson | SCU 2.19.1 |                  |            |            |  | 1 Charlotte Vaughan | 2 Rebecca White  |
| 3 Rosie Edwards   | RTM 2.20.0 |                  |            |            |  | 3 Rebecca Middleton | 4 Jemma Creaghan |
| 4 Emily Curry     | KUH 2.38.0 |                  |            |            |  |                     |                  |

|                  |            |                     |            |                |  |               |                    |
|------------------|------------|---------------------|------------|----------------|--|---------------|--------------------|
| W 1500m A        |            | W 1500m B           |            | W 4x400m Relay |  | 1 Sarah Wood  | 2 Katie McHale     |
| 1 Rosie Edwards  | RTM 4.54.1 | 1 Victoria Wheatman | RTM 5.23.5 | 1 WKF 4.53.0   |  | 3 Rachel Shaw | 4 Mikaela Harrison |
| 2 Chloe Patchett | WKF 5.03.9 | 2 Rachel Shaw       | WKF 6.02.4 |                |  |               |                    |
| 3 Rachel Fisk    | SCU 5.34.9 |                     |            |                |  |               |                    |
| 4                | KUH 5.52.1 |                     |            |                |  |               |                    |

|                |             |                |             |            |  |                    |                    |
|----------------|-------------|----------------|-------------|------------|--|--------------------|--------------------|
| W 3000m A      |             | W 3000m B      |             | 2 WKF 48.7 |  | 1 Chris Stephenson | 2 Tom Butler       |
| 1 Laura Barnes | RTM 11.36.0 | 1 Sarah Barnes | RTM 12.54.8 |            |  | 3 Rob Clark        | 4 Dave Wolsteholme |
|                |             |                |             |            |  | 1 Ricardo Francis  | 2 James Mitchell   |
|                |             |                |             |            |  | 3 Ben Mitchell     | 4 Chris Palmer     |

|                    |           |                    |           |                    |           |                    |                 |
|--------------------|-----------|--------------------|-----------|--------------------|-----------|--------------------|-----------------|
| W Discus Throw A   |           | W Discus B         |           | W Discus B         |           | 1 Daniel Emson     | 2 David Coupe   |
| 1 Stacey Lebond    | RTM 28.35 | 1 Claire Lebond    | RTM 24.35 | 1 Claire Lebond    | RTM 24.35 | 3 Nasir Hussain    | 4 Jamie Bennet  |
| 2 Emma Gilbert     | SCU 20.79 | 2 Mikaela Harrison | WKF 18.46 | 2 Mikaela Harrison | WKF 18.46 | 1 Jack Cutsforth   | 2 Tom Butler    |
| 3 Laura Teasdale   | WKF 19.19 | 3 Laura Kelsey     | SCU 12.54 | 3 Laura Kelsey     | SCU 12.54 | 3 Chris Stephenson | 4 Matt Pye      |
| 4 Racheal Coupland | KUH 16.78 | 4 Jenni Smith      | KUH 10.26 | 4 Jenni Smith      | KUH 10.26 | 1 Liam Clapham     | 2 Tom Hammerton |

|                  |           |                  |           |              |  |                   |                  |
|------------------|-----------|------------------|-----------|--------------|--|-------------------|------------------|
| W Hammer Throw A |           | W Hammer Throw B |           | 3 CLE 4.08.8 |  | 3 Matthew Duncan  | 4 Joe Wellbour   |
| 1 Stacey Lebond  | RTM 42.27 | 1 Claire Lebond  | RTM 33.42 | 4 WKF 4.48.2 |  | 1 Chiedu Ufodiana | 2 James Mitchell |
| 2 Emma Gilbert   | SCU 38.40 |                  |           |              |  | 3 Lewis Tatt      | 4 Mathew Twidale |
| 3 Reiss Holmes   | KUH 20.90 |                  |           |              |  |                   |                  |

|                    |          |                 |          |  |  |  |  |
|--------------------|----------|-----------------|----------|--|--|--|--|
| W High Jump A      |          | W High Jump B   |          |  |  |  |  |
| 1 Jenni Smith      | KUH 1.45 | 1 Megan Holt    | KUH 1.30 |  |  |  |  |
| 2 Lucy Hyde        | CLE 1.45 | 2 Debbie Wisher | CLE 1.25 |  |  |  |  |
| 3 Mikaela Harrison | WKF 1.40 |                 |          |  |  |  |  |

|                        |           |                   |           |  |  |  |  |
|------------------------|-----------|-------------------|-----------|--|--|--|--|
| W Javelin Throw A      |           | W Javelin Throw B |           |  |  |  |  |
| 1 Thereza Oliver-Smith | RTM 33.38 | 1 Claire Lebond   | RTM 22.58 |  |  |  |  |
| 2 Anna Parkinson       | KUH 27.47 | 2 Sonia Santos    | KUH 11.60 |  |  |  |  |
| 3 Emma Gilbert         | SCU 20.94 | 3 Sarah Wood      | WKF 8.90  |  |  |  |  |
| 4 Laura Teasdale       | WKF 20.44 |                   |           |  |  |  |  |
| 5 Hayley Strachan      | CLE 17.92 |                   |           |  |  |  |  |

|                  |          |                     |          |  |  |  |  |
|------------------|----------|---------------------|----------|--|--|--|--|
| W Long Jump A    |          | W Long Jump B       |          |  |  |  |  |
| 1 Anna Parkinson | KUH 4.82 | 1 Laura Teasdale    | WKF 4.34 |  |  |  |  |
| 2 Reagan Wright  | WKF 4.75 | 2 Rebecca Middleton | RTM 3.75 |  |  |  |  |
| 3 Jemma Creaghan | RTM 4.13 |                     |          |  |  |  |  |
| 4 Laura Kelsey   | SCU 4.10 |                     |          |  |  |  |  |

### After all events

|   |                           |     |
|---|---------------------------|-----|
|   | Event                     | Lge |
| 1 | Kingston Upon Hull AC     | 451 |
| 2 | Rotherham H. & AC         | 442 |
| 3 | Wakefield D. H. & AC      | 384 |
| 4 | Cleethorpes & District AC | 297 |
| 5 | Scunthorpe & D.AC         | 216 |
| 6 | Grimsby Harriers AC       | 24  |

Athlete of the Match  
Pete Smith (KUH), Hammer, 63.07m  
Women: Stacey Lebond(RTM), Hammer, 42.27m

Note(s)  
Due to damage to the pole vault stand the event had to be cancelled and points were allocated to teams having having declared athletes, as per league rules.

# Track & Field

YAL Northern Premier, 20th May 2007, Herringthorpe  
Narrative has to be held over to next edition.

|                      |                     |        |         |     |   |                   |        |         |     |                            |                     |        |         |       |                            |                     |        |         |       |  |
|----------------------|---------------------|--------|---------|-----|---|-------------------|--------|---------|-----|----------------------------|---------------------|--------|---------|-------|----------------------------|---------------------|--------|---------|-------|--|
|                      |                     |        |         |     |   |                   |        |         |     | 4                          | John Simpson        | Wirral | 4       | G4    | 4                          |                     |        |         |       |  |
|                      |                     |        |         |     |   |                   |        |         |     |                            | Luke Mangham        | RHAC   | 3.47    |       |                            | 0                   |        |         |       |  |
|                      |                     |        |         |     |   |                   |        |         |     | U13B High Jump 'A'         |                     |        |         | MR    | U13B High Jump 'B'         |                     |        |         | MR    |  |
| U13G 75m 'A'         |                     |        |         |     |   |                   |        |         |     | 1                          | Sam Hall            | Gtsd   | 1.48    | G1*   | 1                          | Joseph O'Riordan    | W Che  | 1.25    | G4    |  |
| 1                    | Alice McMahon       | W Che  | 10.7    | G2* | 1 | Emily Moore       | Wirral | 11.4    | G4  | 2                          | Michael Willis      | W Che  | 1.37    | G2*   | 2                          | Chris Charlton      | Wirral | 1.2     | G4    |  |
| 2                    | Alanna Hollings     | Gtsd   | 10.9    | G3* | 2 | Bethany Watson    | Gtsd   | 11.5    | G4  | 3                          | Luke Mangham        | RHAC   | 1.34    | G3    | 3                          | Oliver Bennett      | Gtsd   | 1.15    |       |  |
| 3                    | Lottie Lee          | Wirral | 11.1    | G4* | 3 | Lucy Earl         | W Che  | 11.6    | G4  | 4                          | Aaron Havilland     | Wirral | 1.2     | G4    | 4                          | Quinn Simms         | RHAC   | 1.05    |       |  |
| 4                    | Nicky Emson         | RHAC   | 11.5    | G4  | 4 | 0                 | 0      |         |     | U15G 100m 'A'              |                     |        |         | Wind= | U15G 100m 'B'              |                     |        |         | Wind= |  |
|                      |                     |        |         |     |   |                   |        |         |     | 1                          | Rachel Treolar      | W Che  | 13.4    | G3    | 1                          | Jessica Read        | Gtsd   | 13.7    | G4    |  |
| U13G 150m 'A'        |                     |        |         |     |   |                   |        |         |     | 2                          | Sophie Money        | Wirral | 13.6    | G4    | 2                          | Leah Ferrie         | W Che  | 13.8    | G4    |  |
| 1                    | Alice Jennings      | W Che  | 21.6    | G3* | 1 | Jenny Potter      | W Che  | 21.8    | G3* | 3                          | Jenny Ellis         | Gtsd   | 13.7    | G4    | 3                          | Melissa Hellewell   | RHAC   | 14.6    |       |  |
| 2                    | Alanna Hollings     | Gtsd   | 21.8    | G3* | 2 | Georgia Dawson    | Gtsd   | 21.9    | G4* | 4                          | Sarah Wilding       | RHAC   | 13.8    | G4    | 4                          | Katie Holden        | Wirral | 15.9    |       |  |
| 3                    | Nicky Emson         | RHAC   | 23.3    | G4  | 3 | Isabella Knowles  | RHAC   | 24.1    |     | U15G 200m 'A'              |                     |        |         | Wind= | U15G 200m 'B'              |                     |        |         | Wind= |  |
| 4                    | Alice Saunders      | Wirral | 24.5    | G4  | 4 | Louise Fear       | Wirral | 25.5    |     | 1                          | Rachel Treolar      | W Che  | 28.1    | G4    | 1                          | Sarah Wilding       | RHAC   | 28.2    | G4    |  |
|                      |                     |        |         |     |   |                   |        |         |     | 2                          | Poppy Knowles       | RHAC   | 28.2    | G4    | 2                          | Leah Ferrie         | W Che  | 28.6    | G4    |  |
| U13G 800m 'A'        |                     |        |         |     |   |                   |        |         |     | 3                          | Jenny Ellis         | Gtsd   | 28.3    | G4    | 3                          | Rebecca Pow         | Gtsd   | 28.7    | G4    |  |
| 1                    | Lottie Lee          | Wirral | 2.41.0  |     | 1 | Fay Lockhart      | Gtsd   | 2.44.0  |     | 4                          | Sophie Money        | Wirral | 28.5    | G4    | 4                          | Laura McGoldrick    | Wirral | 30.2    |       |  |
| 2                    | Chloe Price         | Gtsd   | 2.42.0  |     | 2 | Mary Jenkinson    | RHAC   | 3.06.0  |     | U15G 800m 'A'              |                     |        |         |       | U15G 800m 'B'              |                     |        |         |       |  |
| 3                    | Joanne Hope         | W Che  | 2.47.8  |     | 3 | Emily Moore       | Wirral | 3.06.2  |     | 1                          | Rebecca Ferguson    | Gtsd   | 2.20.7  | 1     | Catherine Samuelson        | Gtsd                | 2.23.2 |         |       |  |
| 4                    | Jessica Mangham     | RHAC   | 3.00.2  |     | 4 | Rosie Bancroft    | W Che  | 3.10.9  |     | 2                          | Abi Noble           | W Che  | 2.35.8  | 2     | Clare Duckers              | Wirral              | 2.36.8 |         |       |  |
|                      |                     |        |         |     |   |                   |        |         |     | 3                          | Samantha Leahy      | Wirral | 2.35.9  | 3     | Melissa Hellewell          | RHAC                | 2.52.2 |         |       |  |
| U13G 1200m 'A'       |                     |        |         |     |   |                   |        |         |     | 4                          | Madeline Wragg      | RHAC   | 2.43.9  | 4     | Gemma Maylead              | W Che               | 3.06.6 |         |       |  |
| 1                    | Laura Clement       | Gtsd   | 04:04.9 | G2* | 1 | Bryony Archdeacon | W Che  | 04:27.1 | G4  | U15G 1500m 'A'             |                     |        |         |       | U15G 1500m 'B'             |                     |        |         |       |  |
| 2                    | Tessa McCormick     | W Che  | 04:07.6 | G2* | 2 | Jodie Taylor      | Gtsd   | 04:29.5 | G4  | 1                          | Rebecca Oldham      | Gtsd   | 05:07.8 | G3*   | 1                          | Hannah Tarver       | Wirral | 05:32.8 | G4    |  |
| 3                    | Megan Bailey        | RHAC   | 04:16.1 | G3* | 3 | Louise Fear       | Wirral | 04:52.3 |     | 2                          | Nienkie Verwer      | W Che  | 05:08.5 | G3*   | 2                          | Julia Smith         | Gtsd   | 06:03.8 |       |  |
| 4                    | Alice Saunders      | Wirral | 04:44.0 |     | 4 | 0                 | 0      |         |     | 3                          | Jess Schofield      | Wirral | 05:14.2 | G4    | 3                          | Hannah Stanley      | W Che  | 06:53.2 |       |  |
|                      |                     |        |         |     |   |                   |        |         |     | 4                          | Natasha Hatswell    | RHAC   | 05:17.1 | G4    | 4                          | 0                   | 0      |         |       |  |
| U13G 70m Hurdles 'A' |                     |        |         |     |   |                   |        |         |     | U13G 70m Hurdles 'B'       |                     |        |         | Wind= | U15G 75m Hurdles 'B'       |                     |        |         | Wind= |  |
| 1                    | Shannon Howden      | Gtsd   | 12.6    | G2* | 1 | Jenny Potter      | W Che  | 12.6    | G2* | 1                          | Rebecca Liddell     | Gtsd   | 11.8    | G1*   | 1                          | Helen Lambert       | Gtsd   | 12.9    | G3    |  |
| 2                    | Alice Jennings      | W Che  | 12.6    | G2* | 2 | Amy Fletcher      | Gtsd   | 13.5    | G3  | 2                          | Laura McGoldrick    | Wirral | 13.4    | G4    | 2                          | Katie Holden        | Wirral | 14.8    |       |  |
| 3                    | Louise Fear         | Wirral | 16      | G4  | 3 | Alice Saunders    | Wirral | 17.3    |     | 3                          | Hannah Stanley      | W Che  | 14.1    | G4    | 3                          | Catherine Gleave    | RHAC   | 15.5    |       |  |
| 4                    | Jessica Mangham     | RHAC   | 17.5    |     | 4 | Mary Jenkinson    | RHAC   | 17.8    |     | 4                          | Madeline Wragg      | RHAC   | 15.3    | 4     | Danielle Erskine           | W Che               | 18.5   |         |       |  |
|                      |                     |        |         |     |   |                   |        |         |     | U13G High Jump 'A'         |                     |        |         |       | U13G High Jump 'B'         |                     |        |         |       |  |
| 1                    | Alice Jennings      | W Che  | 1.38    | G2* | 1 | Tessa McCormick   | W Che  | 1.26    | G3  | 1                          | Rebecca Liddell     | Gtsd   | 11.8    | G1*   | 1                          | Helen Lambert       | Gtsd   | 12.9    | G3    |  |
| 2                    | Shannon Howden      | Gtsd   | 1.35    | G2* | 2 | Amy Fletcher      | Gtsd   | 1.15    |     | 2                          | Laura McGoldrick    | Wirral | 13.4    | G4    | 2                          | Katie Holden        | Wirral | 14.8    |       |  |
| 3                    | Isabella Knowles    | RHAC   | 1.15    | 0   | 0 | 0                 | 0      |         |     | 3                          | Hannah Stanley      | W Che  | 14.1    | G4    | 3                          | Catherine Gleave    | RHAC   | 15.5    |       |  |
| 4                    | 0                   | 0      | 0       | 0   | 0 | 0                 | 0      |         |     | 4                          | Madeline Wragg      | RHAC   | 15.3    | 4     | Danielle Erskine           | W Che               | 18.5   |         |       |  |
|                      |                     |        |         |     |   |                   |        |         |     | U13G Long Jump 'A'         |                     |        |         |       | U13G Long Jump 'B'         |                     |        |         |       |  |
| 1                    | Nicole Blank        | RHAC   | 4.07    | G3  | 1 | Kelly Baker       | W Che  | 3.48    |     | 1                          | Poppy Knowles       | RHAC   | 4.76    | G3*   | 1                          | Jayne Hansom        | Gtsd   | 4.59    | G4    |  |
| 2                    | Alice McMahon       | W Che  | 3.8     | G4  | 2 | Isabella Knowles  | RHAC   | 3.35    |     | 2                          | Catherine Samuelson | Gtsd   | 4.66    | G3*   | 2                          | Olivia Neal         | RHAC   | 4.52    | G4    |  |
| 3                    | Natalie Fields      | Wirral | 3.78    | G4  | 3 | Emily Moore       | Wirral | 3.04    |     | 3                          | Emily Clark         | W Che  | 4.62    | G3*   | 3                          | Danielle Erskine    | W Che  | 4.16    |       |  |
| 4                    | Shannon Howden      | Gtsd   | 3.69    | G4  | 4 | Sarah Purkis      | Gtsd   | 2.6     |     | 4                          | Sophie Money        | Wirral | 4.3     | G4    | 4                          | Clare Duckers       | Wirral | 4.01    |       |  |
|                      |                     |        |         |     |   |                   |        |         |     | U13G Shot Putt (2.72k) 'A' |                     |        |         |       | U13G Shot Putt (2.72k) 'B' |                     |        |         |       |  |
| 1                    | Jenny Potter        | W Che  | 7.05    | G3  | 1 | Kelly Baker       | W Che  | 6.22    | G4  | 1                          | Jayne Hansom        | Gtsd   | 1.45    | G3*   | 1                          | Catherine Samuelson | Gtsd   | 1.35    | G1*   |  |
| 2                    | Megan Liddell       | Gtsd   | 6.21    | G4  | 2 | Chablis Peel      | Wirral | 4.52    |     | 2                          | Madeline Wragg      | RHAC   | 1.3     |       | 2                          | Olivia Neal         | RHAC   | 1.3     |       |  |
| 3                    | Nicole Blank        | RHAC   | 5.88    | G4  | 3 | Chloe Price       | Gtsd   | 3.97    |     | 3                          | Katie Holden        | Wirral | 1.3     |       | 3                          | Katie Duckers       | Wirral | 1.25    |       |  |
| 4                    | Natalie Fields      | Wirral | 5.83    | G4  | 4 | Megan Bailey      | RHAC   | 3.56    |     | 4                          | Gemma Maylead       | W Che  | 1.25    |       | 4                          | Danielle Erskine    | W Che  | 1.15    |       |  |
|                      |                     |        |         |     |   |                   |        |         |     | U13B 100m 'A'              |                     |        |         | Wind= | U13B 100m 'B'              |                     |        |         | Wind= |  |
| 1                    | Sam Hall            | Gtsd   | 13.3    | G2* | 1 | Simon Rollins     | W Che  | 14.2    | G4  | 1                          | Amy Welsh           | Gtsd   | 21.34   | G3    | 1                          | Rachel McIntyre     | Gtsd   | 16.52   | G4    |  |
| 2                    | Joseph O'Riordan    | W Che  | 14      | G4  | 2 | Toju Evuomwan     | Gtsd   | 14.3    | G4  | 2                          | Georgina Arif       | RHAC   | 16.8    | G4    | 2                          | Nienkie Verwer      | W Che  | 13.61   |       |  |
| 3                    | Sam McNee           | Wirral | 14.3    | G4  | 3 | John Simpson      | Wirral | 14.5    | G4  | 3                          | Emily Clarke        | W Che  | 15.2    | G4    | 3                          | Hannah Tarver       | Wirral | 9.37    |       |  |
| 4                    | Luke Mangham        | RHAC   | 14.4    | G4  | 4 | Quinn Simms       | RHAC   | 15.5    |     | 4                          | Samantha Leahy      | Wirral | 12.48   |       | 4                          | Melissa Hellewell   | RHAC   | 9.23    |       |  |
|                      |                     |        |         |     |   |                   |        |         |     | U13B 200m 'A'              |                     |        |         | Wind= | U13B 200m 'B'              |                     |        |         | Wind= |  |
| 1                    | Quinn Simms         | RHAC   | 28.1    | G3  | 1 | Oliver Wedgwood   | W Che  | 29.2    | G4  | 1                          | Rachel McIntyre     | Gtsd   | 24.9    | G2    | 1                          | Celia Harris        | Gtsd   | 16.85   | G4    |  |
| 2                    | Andrew Desmond      | Wirral | 28.3    | G3  | 2 | Sam McNee         | Wirral | 29.6    | G4  | 2                          | Eleanor Meehan      | Wirral | 23.96   | G3    | 2                          | Mariella Catton     | Wirral | 16.52   | G4    |  |
| 3                    | Simon Rollins       | W Che  | 29      | G3  | 3 | Will Johnson      | RHAC   | 31.2    |     | 3                          | Georgine Arif       | RHAC   | 15.73   |       | 3                          | Olivia Neal         | RHAC   | 14.71   |       |  |
| 4                    | Michael Dias        | Gtsd   | 30.3    | G4  | 4 | Usama Usman Butt  | Gtsd   | 33.9    |     | 4                          | Nienkie Verwer      | W Che  | 11.34   |       | 4                          | Gemma Maylead       | W Che  | 9.25    |       |  |
|                      |                     |        |         |     |   |                   |        |         |     | U13B 800m 'A'              |                     |        |         |       | U13B 800m 'B'              |                     |        |         |       |  |
| 1                    | Simon Robson        | Gtsd   | 2.25.3  |     | 1 | Tadhg Gregory     | W Che  | 2.41.3  |     | 1                          | Celia Harris        | Gtsd   | 9.6     | G3*   | 1                          | Amee Welsh          | Gtsd   | 9.25    | G3*   |  |
| 2                    | Adam Howell         | W Che  | 2.26.5  |     | 2 | Jammy May         | Wirral | 2.59.1  |     | 2                          | Emily Clarke        | W Che  | 8.05    | G4    | 2                          | Eleanor Meehan      | Wirral | 7.28    |       |  |
| 3                    | Andrew Desmond      | Wirral | 2.35.5  |     | 3 | Harry Pullen      | Gtsd   | 3.06.1  |     | 3                          | Mariella Catton     | Wirral | 7.4     |       | 3                          | 0                   | 0      |         |       |  |
| 4                    | Luke Brocklesby     | RHAC   | 3.19.7  |     | 4 | 0                 | 0      |         |     | 4                          | Sarah Wilding       | RHAC   | 7.12    |       | 4                          | Abi Noble           | W Che  | 5.07    |       |  |
|                      |                     |        |         |     |   |                   |        |         |     | U13B 1500m 'A'             |                     |        |         |       | U13B 1500m 'B'             |                     |        |         |       |  |
| 1                    | Barry Maskell       | Gtsd   | 05:02.5 | G3* | 1 | Oliver Bennett    | Gtsd   | 05:17.6 | G4  | 1                          | Mohammed Usman Butt | Gtsd   | 12.4    | G3*   | 1                          | Daniel Adegble      | Gtsd   | 12.8    | G4*   |  |
| 2                    | Liam Gawne          | Wirral | 05:15.3 | G4  | 2 | Michael Willis    | W Che  | 05:27.1 |     | 2                          | Jake Collins        | Wirral | 12.8    | G4*   | 2                          | Mica Harty - Wint   | Wirral | 13.4    | *     |  |
| 3                    | Jonathan            | W Che  | 05:22.7 | G4  | 3 | Matthew Hay       | Wirral | 05:37.6 |     | 3                          | Tom Blackham        | RHAC   | 13.3    | *     | 3                          | Sam Rimmer          | W Che  | 15.1    |       |  |
| 4                    | David Fells         | RHAC   | 05:30.6 |     | 4 | 0                 | 0      |         |     | 4                          | Stephen Jones       | W Che  | 13.8    |       | 4                          | 0                   | 0      |         |       |  |
|                      |                     |        |         |     |   |                   |        |         |     | U13B 75m Hurdles 'A'       |                     |        |         | Wind= | U13B 75m Hurdles 'B'       |                     |        |         | Wind= |  |
| 1                    | Sam Hall            | Gtsd   | 12.3    | G1* | 1 | Oliver Wedgwood   | W Che  | 14.8    | G3  | 1                          | Jake Collins        | Wirral | 25.5    | G3    | 1                          | Tom Beattie         | Wirral | 25.8    | G4    |  |
| 2                    | Tadhg Gregory       | W Che  | 14.4    | G3  | 2 | Daniel Lambert    | Gtsd   | 17.5    |     | 2                          | Mohammed Usman Butt | Gtsd   | 25.9    | G4    | 2                          | Jack Gilmour        | Gtsd   |         |       |  |
| 3                    | Daniel Ward         | Wirral | 14.7    | G3  | 3 | 0                 | 0      |         |     | 3                          | Aidan Stokley       | W Che  | 26.3    | G4    | 3                          | Stephen Jones       | W Che  | 30      |       |  |
| 4                    | Will Johnson        | RHAC   | 15.6    | G4  | 4 | 0                 | 0      |         |     | 4                          | Tom Blackham        | RHAC   | 27.5    |       | 4                          | Scotti Davis        | RHAC   | 36.4    |       |  |
|                      |                     |        |         |     |   |                   |        |         |     | U13B Shot Putt (3.25k) 'A' |                     |        |         |       | U13B Shot Putt (3.25k) 'B' |                     |        |         |       |  |
| 1                    | Paul Waters         | Wirral | 8.11    | G3  | 1 | Usama Usman Butt  | Gtsd   | 6.56    | G4  | 1                          | Mohammed Usman Butt | Gtsd   | 12.4    | G3*   | 1                          | James LeQuelenc     | Gtsd   | 59.1    | G4    |  |
| 2                    | Adam Howell         | W Che  | 7.2     | G3  | 2 | Michael Willis    | W Che  | 4.94    |     | 2                          | Jake Collins        | Wirral | 12.8    | G4*   | 2                          | Mica Harty - Wint   | Wirral | 60.7    | G4    |  |
| 3                    | Barry Maskell       | Gtsd   | 7.06    | G4  | 3 | Jamie McNicholas  | Wirral | 3.77    |     | 3                          | Tom Blackham        | RHAC   | 13.3    | *     | 3                          | Sam Rimmer          | W Che  | 15.1    |       |  |
| 4                    | Truman Edley        | RHAC   | 4.59    | 4   | 0 | 0                 | 0      |         |     | 4                          | Stephen Jones       | W Che  | 13.8    |       | 4                          | 0                   | 0      |         |       |  |
|                      |                     |        |         |     |   |                   |        |         |     | U13B Long Jump 'A'         |                     |        |         |       | U13B Long Jump 'B'         |                     |        |         |       |  |
| 1                    | Adam Howell         | W Che  | 4.5     | G2* | 1 | Oliver Wedgwood   | W Che  | 4.22    | G3  | 1                          | Max Jeffery         | Wirral | 2.18.3  |       | 1                          | Stephen Simpson     | Wirral | 2.19.8  |       |  |
| 2                    | Toju Evuomwan       | Gtsd   | 4.27    | G3  | 2 | Simon Robson      | Gtsd   | 3.97    | G4  | 2                          | Martin Young        | Gtsd   | 2.24.3  |       | 2                          | Lewis Hogg          | Gtsd   | 2.24.6  |       |  |
| 3                    | Will Johnson        | RHAC   | 4.25    | G3  | 3 | Daniel Ward       | Wirral | 3.57    |     | 3                          | Bradley Edwards     | W Che  | 2.26.6  |       | 3                          | Curtis Benton       | RHAC   | 3.06.1  |       |  |
|                      |                     |        |         |     |   |                   |        |         |     | U15B 100m 'A'              |                     |        |         | Wind= | U15B 100m 'B'              |                     |        |         | Wind= |  |
| 1                    | Mohammed Usman Butt | Gtsd   | 12.4    | G3* | 1 | Daniel Adegble    | Gtsd   | 12.8    | G4* | 1                          | Jake Collins        | Wirral | 25.5    | G3    | 1                          | Tom Beattie         | Wirral | 25.8    | G4    |  |
| 2                    | Jake Collins        | Wirral | 12.8    | G4* | 2 | Mica Harty - Wint | Wirral | 13.4    | *   | 2                          | Mohammed Usman Butt | Gtsd   | 25.9    | G4    | 2                          | Jack Gilmour        | Gtsd   |         |       |  |
| 3                    | Tom Blackham        | RHAC   | 13.3    | *   | 3 | Sam Rimmer        | W Che  | 15.1    |     | 3                          | Aidan Stokley       | W Che  | 26.3    | G4    | 3                          | Stephen Jones       | W Che  | 30      |       |  |
| 4                    | Stephen Jones       | W Che  | 13.8    |     | 4 | 0                 | 0      |         |     | 4                          | Tom Blackham        | R      |         |       |                            |                     |        |         |       |  |

## Track &amp; Field

|                         |                     |        |         |                         |    |                   |        |   |  |   |                  |                         |       |                     |              |                 |        |       |     |
|-------------------------|---------------------|--------|---------|-------------------------|----|-------------------|--------|---|--|---|------------------|-------------------------|-------|---------------------|--------------|-----------------|--------|-------|-----|
| U15B 1500m 'A'          |                     |        |         | U15B 1500m 'B'          |    |                   |        | 1   | James Spinks   | Gtsd  | 31.66            | G4                      | 1     |                     |              |                 |        |       |     |
| 1                       | Ben Costelloe       | Wirral | 04:45.5 | G4                      | 1  | Liam Fryer        | Wirral | 04:52.8   | G4   | 1   | Graeme Fairbairn | Gtsd                    | 23.7  |                     |              |                 |        |       |     |
| 2                       | Cian Scothern       | RHAC   | 04:58.6 | G4                      | 2  | Sam Howis         | RHAC   | 05:08.4   |  | 2   | Phillip Brocken  | Wirral                  | 22.55 | 2                   | Jordan Flude | RHAC            | 18.49  |       |     |
| 3                       | Robbie Costello     | Gtsd   | 05:03.3 |                         | 3  | Matthew Bennett   | Gtsd   | 05:11.1   |  | 3   | David Coupe      | RHAC                    | 20.41 | 3                   | Jack Stones  | W Che           | 5.03   |       |     |
| 4                       | 0                   | 0      | 0       |                         | 4  | 0                 | 0      |   |  | 4   | Alan Littler     | W Che                   | 15.94 | 4                   | 0            | 00              |        |       |     |
| U15B 80m Hurdles 'A'    |                     |        |         | U15B 80m Hurdles 'B'    |    |                   |        | U17M Discus (1.5k) 'A'  |  |   |                  | U17M Discus (1.5k) 'B'  |       |                     |              |                 |        |       |     |
| 1                       | Tom Booth           | W Che  | 12.7    | G3*                     | 1  | Sam Roberts       | Wirral | 13.2  | G3   | 1   | Graeme Fairbairn | Gtsd                    | 34.26 | G3*                 | 1            | James Spinks    | Gtsd   | 29.76 | G4  |
| 2                       | Abey Abrahams       | Gtsd   | 12.9    | G3*                     | 2  | Max Antons        | Gtsd   | 14.9  |  | 2   | Michael Lyness   | W Che                   | 28.65 | G4                  | 2            | Kane Humphrey   | RHAC   | 17.79 |     |
| 3                       | Kris Lewis          | Wirral | 13.1    | G3                      | 3  | Curtis Benton     | RHAC   | 16.5  |  | 3   | David Coupe      | RHAC                    | 26.91 | G4                  | 3            | 0               | 00     |       |     |
| 4                       | Sam Howis           | RHAC   | 15.2    |                         | 4  | Sam Rimmer        | W Che  | 16.6  |  | 4   | Neil Oates       | Wirral                  | 16.31 |                     | 4            | 0               | 00     |       |     |
| U15B Discus (1.25k) 'A' |                     |        |         | U15B Discus (1.25k) 'B' |    |                   |        | U17M Shot Putt (5k) 'A'   |  |   |                  | U17M Shot Putt (5k) 'B' |       |                     |              |                 |        |       |     |
| 1                       | Jordan Bowser       | Gtsd   | 31.28   | G2*                     | 1  | Adam Heddon       | Gtsd   | 23.2  | G4   | 1   | Phillip Brocken  | Wirral                  | 11.47 | G3                  | 1            | Stephen Keith   | Gtsd   | 8.58  |     |
| 2                       | Kris Lewis          | Wirral | 15.09   |                         | 2  | Sam Roberts       | Wirral | 13.37   |  | 2   | 0                | RHAC                    | 10.53 | G4                  | 2            | Stephen Piercy  | Wirral | 7.53  |     |
| 3                       | Tom Hughes          | W Che  | 14.5    |                         | 3  | Jack Bancroft     | W Che  | 11.05   |  | 3   | James Spinks     | Gtsd                    | 10.43 | G4                  | 3            | Tom Small       | RHAC   | 6.09  |     |
| U15B Shot Putt (4k) 'A' |                     |        |         | U15B Shot Putt (4k) 'B' |    |                   |        | U17M Javelin (700g) 'A'   |  |   |                  | U17M Javelin (700g) 'B' |       |                     |              |                 |        |       |     |
| 1                       | Mohammed Usman Butt | Gtsd   | 10.82   | G3                      | 1  | Jordan Bowser     | Gtsd   | 10.44   | G4   | 1   | Graeme Fairbairn | Gtsd                    | 43.78 | G3                  | 1            | Martyn Brown    | Wirral | 34.64 | G4  |
| 2                       | Oliver Wheeler      | Wirral | 8.54    |                         | 2  | Sam Roberts       | Wirral | 8.12  |  | 2   | Stephen Piercy   | Wirral                  | 40.9  | G3                  | 2            | John Summers    | Gtsd   | 24.18 |     |
| 3                       | Josh Glenn          | RHAC   | 7.61    |                         | 3  | Tom Watson-Martin | RHAC   | 5.68  |  | 3   | Jelle Verver     | W Che                   | 29.19 |                     | 3            | Glynn Walker    | RHAC   | 3.42  |     |
| 4                       | Tom Hughes          | W Che  | 6       |                         | 4  | Jack Bancroft     | W Che  | 4.11  |  | 4   | Stefan Smith     | RHAC                    | 27.61 |                     | 4            | 0               | 00     |       |     |
| U15B Javelin (600g) 'A' |                     |        |         | U15B Javelin (600g) 'B' |    |                   |        | U17M Pole Vault 'A'   |  |   |                  | U17M Pole Vault 'B'     |       |                     |              |                 |        |       |     |
| 1                       | Oliver Wheeler      | Wirral | 30.55   | G4                      | 1  | Daniel Adegbe     | Gtsd   | 21.59   |  | 1   | Tim Parkin       | Gtsd                    | 3.9   | G2*                 | 1            | Gavin Howard    | Gtsd   | 3.4   | G3* |
| 2                       | Kade Garforth       | RHAC   | 23.22   |                         | 2  | Cian Scothern     | RHAC   | 18.25   |  | U17M High Jump 'A'  |                  |                         |       | U17M High Jump 'B'  |              |                 |        |       |     |
| 3                       | Tom Hughes          | W Che  | 22.59   |                         | 3  | Stephen Jones     | W Che  | 13.7  |  | 1   | Michael Lyness   | W Che                   | 1.78  | G3*                 | 1            | Earl Gill       | Gtsd   | 1.65  | G4  |
| 4                       | Adam Heddon         | Gtsd   | 21.71   |                         | 4  | Stephen Simpson   | Wirral | 13.37   |  | 2   | Alex Bright      | Gtsd                    | 1.75  | G3*                 | 2            | Alan Littler    | W Che  | 1.45  |     |
| U15B Long Jump 'A'      |                     |        |         | U15B Long Jump 'B'      |    |                   |        | U17M Long Jump 'A'  |  |   |                  | U17M Long Jump 'B'      |       |                     |              |                 |        |       |     |
| 1                       | Abey Abrahams       | Gtsd   | 5.32    | G3                      | 1  | Mark Purkiss      | Gtsd   | 4.31  |  | 1   | Martyn Brown     | Wirral                  | 5.96  | G2                  | 1            | Alex Wright     | Gtsd   | 5.64  | G3  |
| 2                       | Aidan Stoakley      | W Che  | 4.59    |                         | 2  | Sam Rimmer        | W Che  | 3.93  |  | 2   | Kane Humphrey    | RHAC                    | 5.78  | G3                  | 2            | Neil Oates      | Wirral | 5.37  | G4  |
| 3                       | Mica Harty - Wint   | Wirral | 4.14    |                         | 3  | 0                 | 00     |   | 3  | Alex Bright   | Gtsd             | 5.65                    | G3    | 3                   | Harry Ellis  | W Che           | 4.79   |       |     |
| 4                       | Cian Scothern       | RHAC   | 4.11    |                         | 4  | 0                 | 00     |   | 4  | Gareth Preston  | W Che            | 5.59                    | G3    | 4                   | Davey Jones  | RHAC            | 4.04   |       |     |
| U15B High Jump 'A'      |                     |        |         | U15B High Jump 'B'      |    |                   |        | U17M Triple Jump 'A'  |  |   |                  | U17M Triple Jump 'B'    |       |                     |              |                 |        |       |     |
| 1                       | Kris Lewis          | Wirral | 1.58    | G3                      | 24 | Josh Glenn        | RHAC   | 1.35  |  | 1   | Earl Gill        | Gtsd                    | 12.46 | G2                  | 1            | Richard Kaufman | Gtsd   | 11.4  | G4  |
| 2                       | Kade Garforth       | RHAC   | 1.46    | G4                      | 0  | 0                 | 0      |   | 2  | Liam O'Malley   | RHAC             | 11.91                   | G3    | 2                   | Jay Fryer    | Wirral          | 10.11  |       |     |
| 8                       | Dean Thompson       | Gtsd   | 1.25    |                         | 0  | 0                 | 0      |   | 3  | Andrew Gawne  | Wirral           | 10.47                   |       | 3                   | David Coupe  | RHAC            | 9.4    |       |     |
| U15B Pole Vault 'A'     |                     |        |         | U15B Pole Vault 'B'     |    |                   |        | Relay Results   |  |   |                  |                         |       |                     |              |                 |        |       |     |
| 1                       | Grant Cryer         | Gtsd   | 2.2     | G4                      | 1  | Stephen Simpson   | Wirral | 1.7   |  | U17M 4 x 100m Relay   |                  |                         |       | U17M 4 x 100m Relay |              |                 |        |       |     |
| 2                       | Jordan Lomax        | Wirral | 1.9     |                         | 0  | 0                 | 0      |   | 1 1 7 Gtsd 45  |   |                  |                         |       |                     |              |                 |        |       |     |
| 3                       | Tom Booth           | W Che  | 1.8     |                         | 0  | 0                 | 0      |   | 2 2 31 Wirral 47.2   |   |                  |                         |       |                     |              |                 |        |       |     |
| U17M 100m 'A'           |                     |        |         | U17M 100m 'B'           |    |                   |        | U17M 4 x 400m Relay   |  |   |                  | U17M 4 x 400m Relay     |       |                     |              |                 |        |       |     |
| 1                       | Matthew Davidson    | Gtsd   | 11.5    | G2*                     | 1  | John Summers      | Gtsd   | 11.8  | G3   | 1 1 7 Gtsd 3.42.2   |                  |                         |       |                     |              |                 |        |       |     |
| 2                       | James Williams      | Wirral | 11.9    | G4                      | 2  | Martyn Brown      | Wirral | 12  | G4   | 2 2 29 W Che 3.48.6   |                  |                         |       |                     |              |                 |        |       |     |
| 3                       | Gareth Preston      | W Che  | 12.1    | G4                      | 3  | Liam O'Malley     | RHAC   | 12.3  |  | 3 3 23 RHAC Daniel EmsonStefan SmithGareth MoretonDavid Coupe 3.49.6    |                  |                         |       |                     |              |                 |        |       |     |
| 4                       | Jordan Flude        | RHAC   | 12.2    | G4                      | 4  | Jack Stones       | W Che  | 16  |  | 4 4 31 Wirral 4.22.1  |                  |                         |       |                     |              |                 |        |       |     |
| U17M 200m 'A'           |                     |        |         | U17M 200m 'B'           |    |                   |        | U15B 4 x 100m Relay   |  |   |                  | U15B 4 x 100m Relay     |       |                     |              |                 |        |       |     |
| 1                       | Matthew Davidson    | Gtsd   | 23.2    | G2*                     | 1  | Jack Cowie        | Gtsd   | 24.2  | G4   | 1 1 7 Gtsd 49.3   |                  |                         |       | *                   |              |                 |        |       |     |
| 2                       | Gareth Preston      | W Che  | 24.2    | G4                      | 2  | Phillip Brocken   | Wirral | 26.3  |  | 2 2 31 Wirral 51.6  |                  |                         |       |                     |              |                 |        |       |     |
| 3                       | James Williams      | Wirral | 24.2    | G4                      | 3  | Jack Stones       | W Che  | 33  |  | 3 3 23 RHAC Kade GarforthScott DavisCurtis BentonTom Watson-Martin 56.4 |                  |                         |       |                     |              |                 |        |       |     |
| 4                       | Gareth Moreton      | RHAC   | 24.8    | G4                      | 4  | 0                 | 0      |   | 4 4 29 W Che 58.5  |   |                  |                         |       |                     |              |                 |        |       |     |
| U17M 400m 'A'           |                     |        |         | U17M 400m 'B'           |    |                   |        | U15B 4 x 400m Relay   |  |   |                  | U15B 4 x 400m Relay     |       |                     |              |                 |        |       |     |
| 1                       | Adam Rowland        | Gtsd   | 51.7    | G2*                     | 1  | Daniel Emson      | RHAC   | 53.2  | G3*  | 1 1 7 Gtsd 4.00.2   |                  |                         |       |                     |              |                 |        |       |     |
| 2                       | Gareth Moreton      | RHAC   | 53.1    | G2*                     | 2  | Jon Dunn          | Gtsd   | 53.6  | G3   | 2 2 31 Wirral 4.10.9  |                  |                         |       |                     |              |                 |        |       |     |
| 3                       | Alex Haswell        | W Che  | 56.5    | G4                      | 3  | Rory Lott         | Wirral | 58.8  |  | 3 3 29 W Che 4.26.7   |                  |                         |       |                     |              |                 |        |       |     |
| 4                       | Jay Fryer           | Wirral | 58.7    |                         | 4  | 0                 | 0      |   | 4 4 23 RHAC Tom Watson-MartinSam HowisCian Scothern Josh Glenn 4.42.9    |   |                  |                         |       |                     |              |                 |        |       |     |
| U17M 800m 'A'           |                     |        |         | U17M 800m 'B'           |    |                   |        | U13B 4 x 100m Relay   |  |   |                  | U13B 4 x 100m Relay     |       |                     |              |                 |        |       |     |
| 1                       | Jelle Verver        | W Che  | 2:00.8  |                         | 1  | Alex Haswell      | W Che  | 2:04.5  |  | 1 1 29 W Che 55.1   |                  |                         |       | *                   |              |                 |        |       |     |
| 2                       | Liam Baister        | Gtsd   | 2:03.6  |                         | 2  | Michael Short     | Gtsd   | 2:11.4  |  | 2 2 31 Wirral 57.2  |                  |                         |       |                     |              |                 |        |       |     |
| 3                       | Andrew Gawne        | Wirral | 2:08.8  |                         | 3  | Stefan Smith      | RHAC   | 2:13.2  |  | 3 3 7 Gtsd 57.2   |                  |                         |       |                     |              |                 |        |       |     |
| 4                       | Daniel Emson        | RHAC   | 2:12.5  |                         | 4  | Jay Fryer         | Wirral | 2:15.8  |  | 4 4 23 RHAC Quinn SimmsLuke ManghamWill JohnsonTom Gibbons60.2          |                  |                         |       |                     |              |                 |        |       |     |
| U17M 1500m 'A'          |                     |        |         | U17M 1500m 'B'          |    |                   |        | U17W 4 x 100m Relay   |  |   |                  | U17W 4 x 100m Relay     |       |                     |              |                 |        |       |     |
| U17M 3000m 'A'          |                     |        |         | U17M 3000m 'B'          |    |                   |        | 1 1 7 Gtsd 51.1   |  |   |                  | *                       |       |                     |              |                 |        |       |     |
| 1                       | Sean Eagan          | Wirral | 09:38.4 | G4                      | 1  | Matthew Leahy     | Wirral | 10:49.3   |  | 2 2 29 W Che 52.7   |                  |                         |       | *                   |              |                 |        |       |     |
| 2                       | James Moore         | RHAC   | 11:00.9 |                         | 2  | 0                 | 0      |   | 3 3 23 RHAC Heather DysonAbbie Vernon Jemma CreaghanDanielle Blank 54    |   |                  |                         |       |                     |              |                 |        |       |     |
| 3                       | -                   | W Che  | 11:39.9 |                         | 3  | 0                 | 0      |   | 4 4 31 Wirral 54.2   |   |                  |                         |       |                     |              |                 |        |       |     |
| U17M 400m Hurdles 'A'   |                     |        |         | U17M 400m Hurdles 'B'   |    |                   |        | U17W 4 x 300m Relay   |  |   |                  | U17W 4 x 300m Relay     |       |                     |              |                 |        |       |     |
| 1                       | Richard Kaufman     | Gtsd   | 61.7    | G4                      | 1  | Alex Wright       | Gtsd   | 62.1  | G4   | 1 1 7 Gtsd 2.56.3   |                  |                         |       |                     |              |                 |        |       |     |
| 2                       | Liam Thompson       | RHAC   | 72.7    |                         | 2  | 0                 | 0      |   | 2 2 29 W Che 3.09.4  |   |                  |                         |       |                     |              |                 |        |       |     |
| 3                       | Mathew Leahy        | Wirral | 74.6    |                         | 3  | 0                 | 0      |   | 3 3 23 RHAC Jemma CreaghanRobyn LanceleyAbbie VernonClaire Lebond 3.11.0 |   |                  |                         |       |                     |              |                 |        |       |     |
| U17M 100m Hurdles 'A'   |                     |        |         | U17M 100m Hurdles 'B'   |    |                   |        | U15G 4 x 100m Relay   |  |   |                  | U15G 4 x 100m Relay     |       |                     |              |                 |        |       |     |
| 1                       | Richard Kaufman     | Gtsd   | 15.4    | G4                      | 1  | Alex Wright       | Gtsd   | 15.6  | G4   | 1 1 7 Gtsd 52.8   |                  |                         |       | *                   |              |                 |        |       |     |
| 2                       | Neil Oates          | Wirral | 16.2    |                         | 2  | Sam Jones         | Wirral | 16.9  |  | 2 2 29 W Che 53.4   |                  |                         |       |                     |              |                 |        |       |     |
| 3                       | Michael Lyness      | W Che  | 17.1    |                         | 3  | 0                 | 0      |   | 3 3 23 RHAC Melissa HellewellPoppy KnowlesMadeline WraggSarah Wilding 55 |   |                  |                         |       |                     |              |                 |        |       |     |
| 4                       | Liam Thompson       | RHAC   | 20.4    |                         | 4  | 0                 | 0      |   | 4 4 31 Wirral 55.9   |   |                  |                         |       |                     |              |                 |        |       |     |
| U17M 1500m S/Chase 'A'  |                     |        |         | U17M 1500m S/Chase 'B'  |    |                   |        | U13G 4 x 100m Relay   |  |   |                  | U13G 4 x 100m Relay     |       |                     |              |                 |        |       |     |
| 1                       | Alex Haswell        | W Che  | 05:14.7 |                         | 1  | Eamon Foster      | Wirral | 05:58.6   |  | 1 1 7 Gtsd 56.6   |                  |                         |       | *                   |              |                 |        |       |     |
| 2                       | Sean Eagan          | Wirral | 05:15.9 |                         | 2  | 0                 | 0      |   | 2 2 29 W Che *   |   |                  |                         |       |                     |              |                 |        |       |     |
| U17M Hammer (5k) 'A'    |                     |        |         | U17M Hammer (5k) 'B'    |    |                   |        | 3 3 23 RHAC Nicky EmsonIsabella Knowles Jessica Mangham Nicole Blank 62 |  |   |                  |                         |       |                     |              |                 |        |       |     |
|                         |                     |        |         |                         |    |                   |        | 4 4 31 Wirral 63.9  |  |   |                  |                         |       |                     |              |                 |        |       |     |

Caption Competition



The first picture features Ian Cooley, who suggested the idea of a monthly competition.

A prize for the best each month, we will publish it if publishable and can use your pseudonym if you are worried about being found at the wrong end of a javelin. Also, your photos would be welcome. The more embarrassing the better!

Steve Gaines told me: " I am not exactly overwhelmed with entries or ideas... However, I had better submit my thoughts - so you have them if needed.

Caption 1. .... That's not quite I meant, lane 5, when I said "toes behind the line please"

Caption 2 .....Jim Guite gets Ian working on his dip for the line  
Caption 3 .....Ian doubly signals his choice for the sprint group game of Scissors, Paper ,Stone. ...."

Ian Newsome offers "45 years of starting practice and it's still not there yet, Ian"

Valiant efforts, Steve but my choice goes to Charlotte Vaughan (elsewhere featured in this edition for her pb performances and supportive competing) who whilst informing me of her Yorkshire Champi-


onships 400m bronze with a pb of 62.1 let go this gem:

" Cooley flat out BUT tortoise still wins" Steve or Ian will be visiting with a prize of some sort. Better hope it's Steve is my view.

For this month's competition, we have (right) a shot from the Round Rotherham featuring old friends Pete Harper and Ken Ridgeway. Well, what can we say?

Let me have any amusing, diverting or downright embarrassing photos for this competition (I had to discard a couple of obvious choices for this month as we have a very young audience!!)

Belo, in keeping with our memorial race for Peter Ruddlestone announced elsewhere, a shot in which he is posed together with various colleagues. Who do you know? Where? When?



Rotherham Harriers & AC Newsletter

Editor Peter Humphries  
Ser 4 No 34 Pubn. Date 13/6/07  
News/comment: 01709 549125  
E-mail: peterh@thedoc.fsnet.co.uk

We are always interested in the views and news of runners, especially members (old, new, ex- or prospective).

Deadline for next copy: Monday prior to publication date

VISIT [www.rotherhamharriers.org](http://www.rotherhamharriers.org)  
[www.sycac.co.uk](http://www.sycac.co.uk)